




Model N405 [Ultra Violet]

NewDEL™ UV Fiber-coupled LED

Meticulously engineered photonic tools built to advance the goals of our customers, whether they are forging new paths in scientific discovery or implementing an ongoing project.



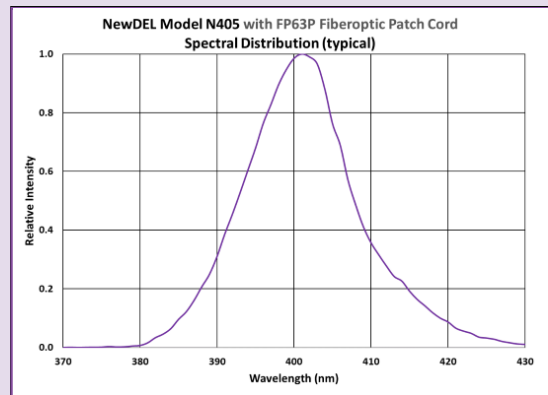
The NewDEL™ UV product group combines high performance and flexibility to serve both scientific and industrial research. Because most UV applications require increased levels of output, NewDEL™ UV are designed to deliver the highest radiant power possible from a one-millimeter diameter fiber.



FRONT PANEL



REAR PANEL

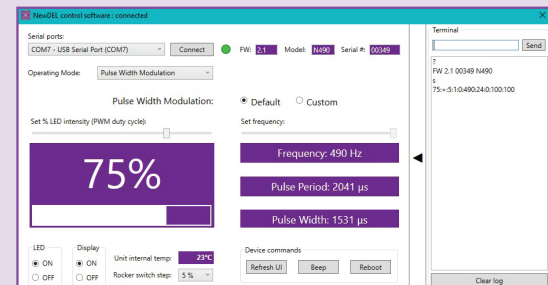


SPECIFICATIONS

- Center wavelength: **405 nm**
- FWHM: 15 nm
- Recommended fiber patch cable: Model **FP63P**, High NA Plastic Optical Fiber, NA 0.63
 - Optical power emitted (typical maximum): **360 mW**
- SMA905 connector (FC option upon request)

APPLICATIONS

- Photocuring of nanosilica filled resins
- Air and surface disinfection
- Inactivation of bacterial and fungal foodborne pathogens
- Fluorescence excitation of GFP and Alexa Fluor 405



SOFTWARE INTERFACE



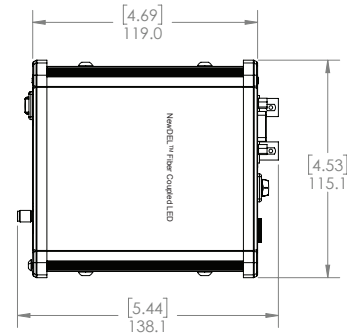
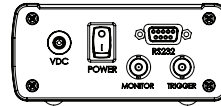
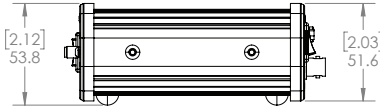
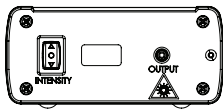
500 N. Commercial St.
Suite 502E
Manchester, NH 03101



P: +1 603.802.2242
F: +1 603.802.2245

info@lumedel.com
www.lumedel.com


NewDEL™ Dimensions



NewDEL™ Specifications

Optical coupling	SMA 905 type connector for multi-mode optical fibers with core diameters up to 1000 μm (FC connector optional)	2.12 53.8	2.03 51.6
Optical output power (typical)	360 mW		
Center Wavelength	405 nm +/- 5 nm		
Operating modes - Pulse Width Modulation	Default 490Hz Custom (user set) 1-500Hz		
Operating modes - Internal Trigger	Set Pulse Delay 10ms – 32s Set Pulse Duration 10ms – 32s		
Operating modes - External Trigger	LED output controlled by 0-5V TTL		
Serial Interface	RS-232, DB-9 female Converter cable RS-232 to USB-A (FTDI) is included		
Trigger connector	Optically isolated BNC, 50 Ohms for External Trigger mode Cable not included		
Monitor connector	BNC, 50 Ohms for reading PWM or pulse waveform Cable not included		
Manual operation	Front panel intensity switch for Pulse Width Modulation mode Step size set by software; 1, 2, 4, 5, or 10 percent		
Remote Operation - Software	Windows based GUI, available by download		
Remote Operation - Programmability	Serial commands are provided to control a unit and query its status using a terminal program or other suitable programming systems		
Front Panel Display	Passive Matrix OLED, can be deactivated through software % PWM Intensity or trigger operating mode with frequency		
Thermal management	Passive cooling via conduction Internal temperature sensor/monitor readable by software		
Power supply	Universal AC/DC Wall adapter, 90 to 264VAC at 47 to 63Hz input 12V 12W output, 1.5 m cord length, DOE VI Efficiency, Class B EMI, Safety Approvals: cUL/UL, RCM, CB, CE (international socket blade options)		
Dimensions/Weight	4.7 x 4.5 x 2.0 in (119.1 x 115.1 x 51.6 mm) / 1.1 lbs (0.5 kg)		

Peripherals & Accessories



All specifications are subject to change without notice. | All LumeDEL™ Terms and Conditions apply see: <https://lumedel.com/terms-of-sale/>

Copyright © 2023 LumeDEL LLC. All rights reserved.